



GRAFHAM WATER SAILING CLUB

Supplementary Sailing Instructions

Rope4Boats RS400 & RS800 Inland Championships

30 September and 1 October 2023

The RS Class Associations General Sailing Instructions 2023 (at <https://www.rs200sailing.org/documents/p1frctip1719rtkqu15fr1pme94n3.pdf>) shall apply except as modified by these Supplementary Sailing Instructions.

COMPETITOR BRIEFING - Saturday 30 September 2023 at 10:30 outside the ground floor cafe.

3 Communications with competitors

3.1 The Official Notice Board is located on line at <https://www.grafham.org/online-noticeboard.html>.

5 Signals made ashore

5.1 Signals made ashore will be displayed on flagpole 2 on the foreshore in front of the Clubhouse.

6 Schedule of Races

The expected race schedule is as shown below:

		Start A	Start B
		RS800	RS400
Race 1	Saturday	1155 warning signal	1159 start
Races 2 & 3		Back to back with race 1	
Race 4	Sunday	1030 warning signal	1034 warning signal
Races 5 & 6		Back to back with race 4	

The RO has discretion to change the order of the starts, as indicated by the Warning Signal

7 Class flags

7.1 If available the class flags will be the RS400 and RS800 class flags. The alternatives are Foxtrot ("F") and Echo ("E") respectively.

8 Racing Area

The expected racing area will be announced at the briefing and posted on the online noticeboard. To help identify the relevant Course Area at the start of each day, the Committee Boat may display the Class Flags, which will be removed prior to the display of the orange starting line flag for the first race of the day

9 Courses

See below

10 Marks

See below

11 Obstructions

11.1 The following areas are designated as obstructions:

11.1.1 The prohibited area at the West end of the water is an obstruction. Its boundary is a line of small yellow buoys forming its eastern boundary.

11.1.2 Each fishing boat, and an area extending 20 metres in any direction from the fishing boat is a prohibited area and an obstruction.

11.1.3 A safety boat in close attendance to a craft or competitor in difficulty is an obstruction.

12 The Start

12.1 Starts will be using 3 minute start sequences i.e. 3, 2, 1, Go. This modifies RRS 26. The warning signal for the next start will be made not less than 1 minute after the previous class start.

12.2 To alert boats that a race or sequence of races will begin soon, the orange starting line flag will be displayed with multiple sound signals at least one minute before the warning signal is made. This modifies General Sailing Instructions 6.2

13 Change of the next leg of the course

13.1 To change the next leg of the course, the race committee will move a mark, move the finishing line or move the leeward gate.

13.2 Marks may be moved by not more than 100 metres and/or 10 degrees without signalling. This changes RRS 33 and modifies General Sailing Instructions 13.2

17 Hearing requests

17.1 For each class, the protest time limit is 45 minutes after the last boat in that class finishes the last race of the day or the race committee signals no more racing today, whichever is later. The time will be posted on the official notice board. This changes General Sailing Instruction 17.1

17.2. Hearing request forms are available from the race office.

17.3 Alternatively protest hearings may be held remotely and may be after the event, in which case the parties involved will be advised by email of the arrangements.

17.4 RYA Arbitration

17.4.1. The exoneration Penalty and the RYA Arbitration of the RYA Rules Disputes Procedures will be available. Decisions from RYA Arbitration can be referred to a protest committee but cannot be reopened or appealed.

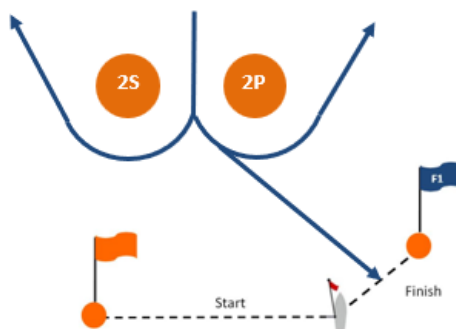
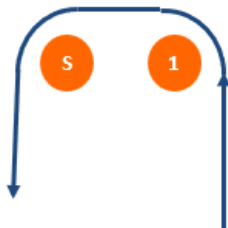
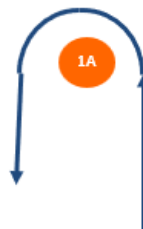
19 Safety Regulations

19.2 General Sailing Instruction 19.2 does not apply: there is no tally system

25 Trash Disposal

Trash may NOT be placed aboard official or support vessels. This changes General Sailing instruction 25.

APPENDIX THE COURSE



The number of rounds for each race will be displayed separately.

RS800 will be preceded by the letter "A".

RS400 will be preceded by the letter "B".

RS 800	
SIGNAL	Mark Sequence
A1	Start, 1A, 2P then Finish between Committee Boat & F1
A2	Start, 1A, 2S & 2P, 1A, 2P then Finish between Committee Boat & F1
A3	Start, 1A, 2S & 2P, 1A, 2S & 2P, 1A, 2P then Finish between Committee Boat & F1
A4	Start, 1A, 2S & 2P, 1A, 2S & 2P, 1A, 2S & 2P, 1A, 2P then Finish between Committee Boat & F1

RS 400	
SIGNAL	Mark Sequence
B1	Start, 1, S, 2P then Finish between Committee Boat & F1
B2	Start, 1, S, 2S & 2P, 1, S, 2P then Finish between Committee Boat & F1
B3	Start, 1, S, 2S & 2P, 1, S, 2S & 2P, 1, S, 2P then Finish between Committee Boat & F1
B4	Start, 1, S, 2S & 2P, 1, S, 2S & 2P, 1, S, 2S & 2P, 1, S, 2P then Finish between Committee Boat & F1

MARKS

Marks 1, S, 2S & 2P will be ORANGE Pillar Buoys

Mark 1A will be an ORANGE Pillar Buoy with a blue/white chequered band

The port-end start mark will be a Dan Buoy with an ORANGE flag

The port-end finish mark (mark F1) will be a Dan Buoy with a BLUE flag.

GRAFHAM SPECIFIC RULES

[DP] [NP] Entrants and authorised guests are temporary members of Grafham Water Sailing Club during the period of the event and shall comply with Club Rules and Bylaws. Failure to observe these may result in exclusion from the club premises.

MOVEMENT OF BOATS TO GRAFHAM WATER

In order to prevent the spread of non-native species there is a requirement to ensure that boats are clean before they visit the site using the principle of Check Clean Dry

<http://www.nonnativespecies.org/checkcleandry/index.cfm>. This includes:

CHECK your equipment and clothing for live organisms – particularly in areas that are damp or hard to inspect.

CLEAN and wash equipment, footwear and clothing thoroughly. If you do come across any organisms, leave them at the water body where you found them.

DRY all equipment and clothing – some species can live for many days in moist conditions. Make sure you don't transfer water elsewhere.

Anglian Water ask for boats and equipment, arriving at Grafham Water that are from the following locations, to have been clean and dry for at least two days prior to arrival – if not, then they must not be launched at the Club:

Wraysbury Reservoir and Wraysbury River near to Staines

The Queen Mother Reservoir

Queen Elizabeth II/Bessborough Reservoirs Queen Mary Reservoir

Warwick East Reservoir, Warwick West Reservoir and William Girling Reservoir all located in the Lee Valley

MOVEMENT OF BOATS FROM GRAFHAM WATER

A non-native species of fresh water shrimp (commonly known as killer shrimps) have been found in Grafham Water and certain restrictions on boat movement have been imposed by AW, DEFRA or other bodies to prevent the spread of these to other locations in the UK. These requirements are prominently displayed on the club premises and will include washing boats and equipment before removal from the Club premises.

Failure to comply with the requirements of these restrictions may lead to expulsion from the event.

SIGNALS MADE ASHORE

RED FLAG or **RED MAROON** means 'If ashore, do not go afloat. If afloat, come ashore immediately.

A BLUE AND WHITE flag indicates that conditions are such that dinghy sailing is not allowed but experienced windsurfers are permitted to sail.

A BLUE AND GREEN flag indicates the presence of BLUE GREEN ALGAE in the reservoir and care should be taken whilst afloat and during launching and recovery of boats

EMERGENCY MEETING POINT

If you are involved in an emergency and you need to go to or direct others (including an emergency service such as an ambulance) to the Emergency Meeting Point at the Coxswain's Shed **52° 17.49 N, 000° 18.85 W**. Should aid be needed elsewhere on site, club staff and/or volunteers will divert resources there.

If you call an emergency service, you **must** inform a Staff Member (Coxswain or Office) so that GWSC can invoke its Emergency Protocol.

Grafham Water Sailing Club, Chichester Way, Perry, Cambridgeshire PE28 0BU

Telephone 01480 810478 or 07943 196522